

## 1. General Description

The EM74HCS365 is a hex buffer/line driver with 3-state outputs and Schmitt-trigger inputs controlled by the output enable inputs ( $\overline{OEn}$ ). A HIGH on  $\overline{OEn}$  causes the outputs to assume a high impedance OFF-state. Inputs include clamp diodes. This enables the use of current limiting resistors to interface inputs to voltages in excess of  $V_{CC}$ .

## 2. Features and Benefits

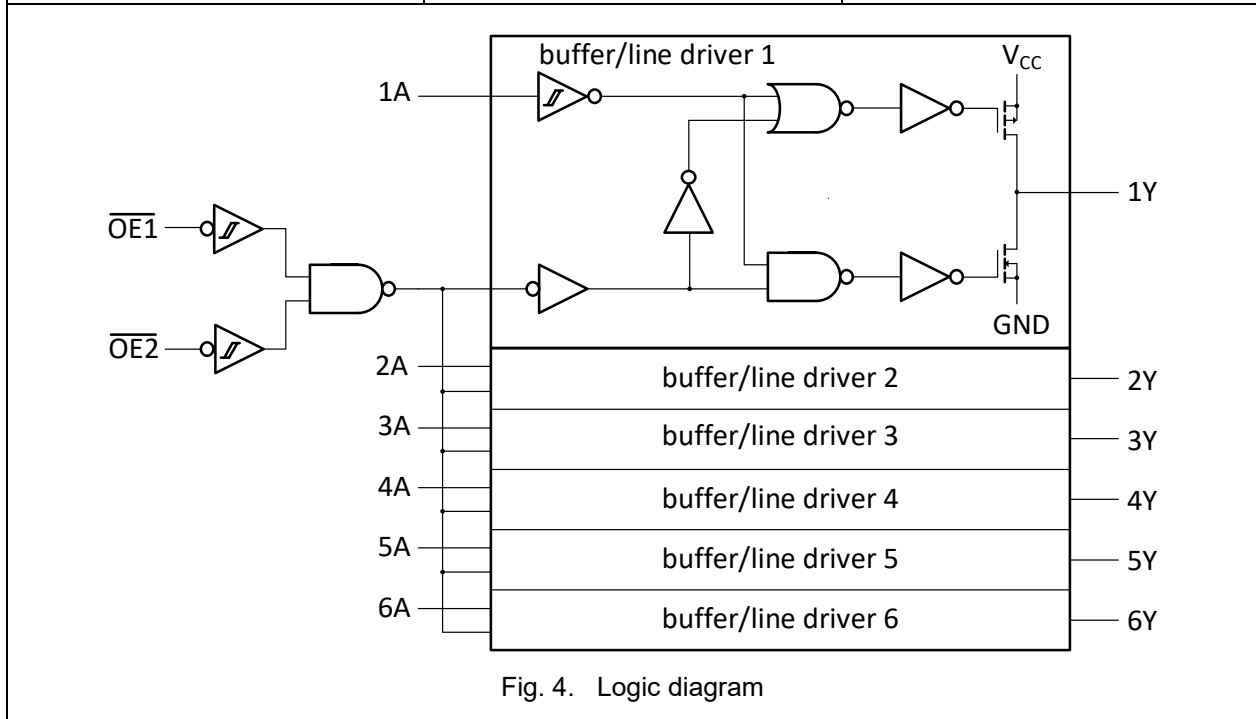
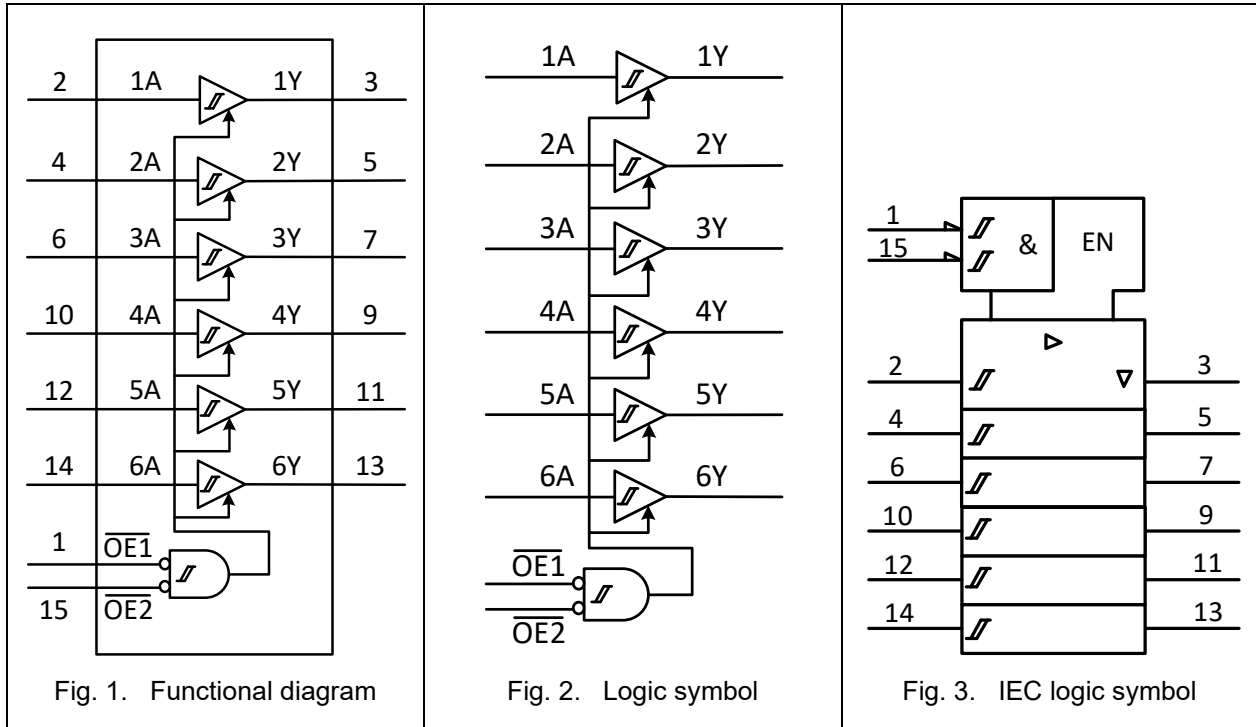
- Wide supply voltage range from 2.0 V to 6.0 V
- High noise immunity
- CMOS low power dissipation
- Latch-up performance exceeds 250 mA
- Unlimited rise and fall times
- Complies with JEDEC standards:
  - JESD8C (2.7 V to 3.6 V)
  - JESD7A (2.0 V to 6.0 V)
- ESD protection:
  - HBM ANSI/ESDA/JEDEC JS-001 Class 2 exceeds 3500 V
  - CDM ANSI/ESDA/JEDEC JS-002 Class C3 exceeds 2000 V
- Multiple package options

## 3. Ordering Information

Table 1. Ordering information

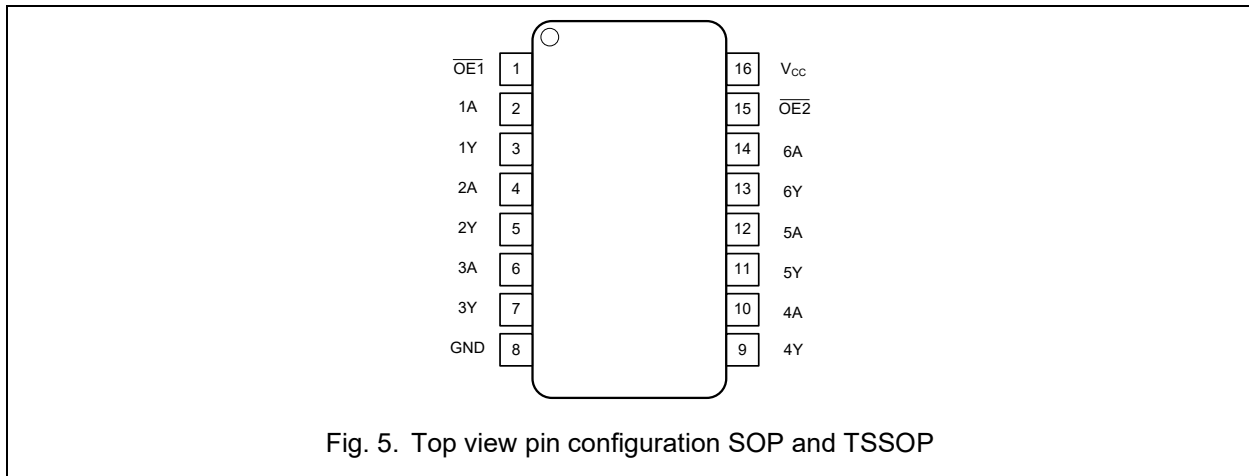
Type number	Package		
	Name	Description	Quantity
EM74HCS365D	SOP-16L	plastic small outline package; 16 leads; body width 3.9 mm	3000
EM74HCS365PW	TSSOP-16L	plastic thin shrink small outline package; 16 leads; body width 4.4 mm	3000

## 4. Function Diagram



## 5. Pinning Information

### 5.1. Pinning



### 5.2. Pin description

**Table 2. Pin description**

Symbol	Pin	Description
$\overline{OE1}$	1	output enable input 1 (active LOW)
1A	2	data input 1
1Y	3	data output 1
2A	4	data input 2
2Y	5	data output 2
3A	6	data input 3
3Y	7	data output 3
GND	8	ground (0 V)
4Y	9	data output 4
4A	10	data input 4
5Y	11	data output 5
5A	12	data input 5
6Y	13	data output 6
6A	14	data input 6
$\overline{OE2}$	15	output enable input 2 (active LOW)
V <sub>CC</sub>	16	supply voltage